

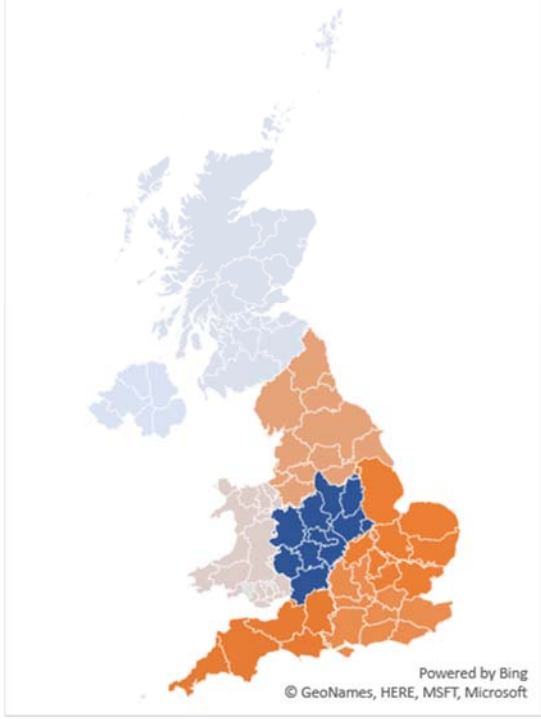
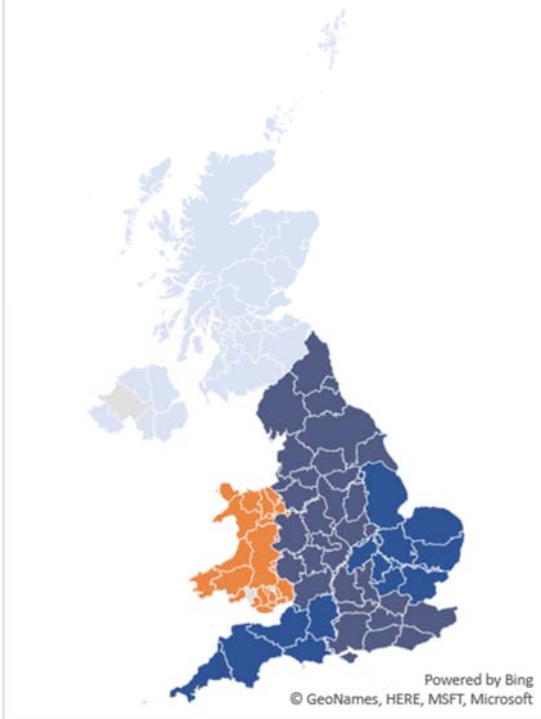
All the lines in the Gloucestershire Old Spots breed are being bred in at least 5 herds. This is excellent news and the geographical spread of the sows is also quite well balanced throughout England and Wales. It is no surprise that the breed is strongest in the Central region around its home county of Gloucestershire.

Of course there is still room for improvement. Of the 15 sow lines only the Dolly is present throughout England and Wales but the number of breeders with the Dolly line has almost halved since last year. More than half the sow lines can only be found in four of the six England & Wales regions.

The overall sow numbers are down by 20% but there are a few lines that have seen much larger declines. Bluebell, Princess Mary and our rarest line Star have all fallen faster than the average but the biggest concern is for the Princess Joan line where numbers have almost halved in a year.

With only four boar lines in the breed the target of 5 herds is easily met but the Patrick boars has shown a marked decline. Around 60% of breeders keep a boar and so there is clearly a need to have a boar at AI.

The Gloucestershire Old Spots is the first breed to have completed the target of 10 boars in the Genebank but luckily the demand for GOS semen means that at least one GOS boar is usually available for AI. We will continue to work with Deerpark to try and ensure that boars going for AI are as unrelated to the general population as possible

<h3>Gloucestershire Old Spots Sows Geographical Distribution</h3>  <p style="font-size: small; text-align: right;">Powered by Bing © GeoNames, HERE, MSFT, Microsoft</p>	Sows / Region	<h3>Gloucestershire Old Spots Sow Lines by Region</h3>  <p style="font-size: small; text-align: right;">Powered by Bing © GeoNames, HERE, MSFT, Microsoft</p>	Sow lines / region
Region		Region	
Anglia	96	Anglia	13
Central	191	Central	12
North	63	North	12
South	83	South	12
South West	100	South West	13
N. Ireland	4	N. Ireland	2
Scotland	7	Scotland	2
Wales	24	Wales	7
Total UK Gloucestershire Old Spots Sows	568	Total Sow Lines in the Breed	15

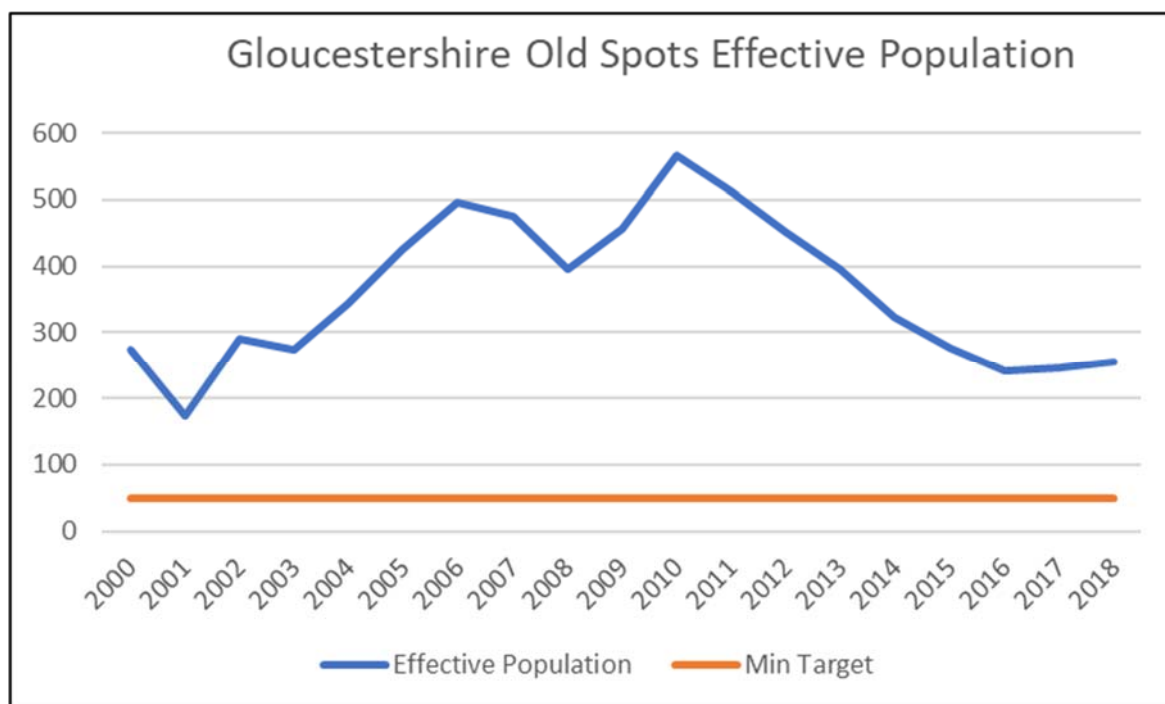


BPA Conservation Breeding Plan 2020 Gloucestershire Old Spots



Members keeping this sow line					Sow Line	Total Sows				
2019	2018	2017	2007	2004		2019	2018	2017	2007	2004
12	16	21	43	37	Bluebell	31	47	62	107	61
11	18	17	20	15	Countess	25	35	25	34	26
10	12	8	18	15	Dahlia	24	24	15	23	26
25	47	38	47	23	Dolly	59	78	92	103	43
21	24	24	71	46	Ellen	45	48	49	146	107
14	15	18	51	31	Josephine	38	41	58	132	56
8	10	11	33	24	Muriel	20	25	29	51	42
21	21	26	7	12	Primrose	43	38	52	8	22
40	51	62	87	47	Princess	102	116	130	224	83
9	13	14	52	34	Princess Ann	42	46	48	90	61
25	25	26	15	14	Princess Freda	39	44	55	21	24
10	17	21	57	31	Princess Joan	25	52	55	103	63
11	17	16	56	37	Princess Mary	33	57	56	136	55
9	11	12	30	24	Star	17	26	26	54	45
14	16	19	32	15	Star Antoinette	25	25	33	96	22
					Total	568	702	785	1328	736
Percentage of sows with purebred litters						64%	64%	57%	56%	

Members keeping this boar line					Boar Line	Registered Boars				
2019	2018	2017	2007	2004		2019	2018	2017	2007	2004
23	19	21	80	46	Gerald	35	27	29	106	51
23	35	37	56	31	Patrick	24	38	41	60	35
23	31	32	61	39	Rufus	27	35	49	67	40
35	38	41	76	43	Sambo	37	46	54	90	47
					Total	123	146	173	323	173
Members keeping registered pigs						141	172	185	400	231





BPA Bloodline Survey 2019

Gloucestershire Old Spots Geographical Distribution & Genebanking



	Bluebell	Countess	Dahlia	Dolly	Ellen	Josephine	Muriel	Primrose	Princess	Princess Ann	Princess Freda	Princess Joan	Princess Mary	Star	Star Antoinette	Total Sows / Region
Anglia	6	5	4	14	8	7	1	0	38	1	3	1	4		4	96
Central	17	5	1	31	26	15	0	16	25	6	19	16	0	8	0	191
North	2	2	0	5	2	2	1	3	2	34	0	6	1	3	0	63
South	0	6	5	4	5	13	0	16	21	1	5	0	3	2	2	83
South West	6	1	13	2	1	1	13	3	16	0	6	0	20	4	14	100
N. Ireland	0	0	0	0	3	0	0	1	0	0	0	0	0	0	0	4
Scotland	0	2	0	0	0	0	0	0	0	0	5	0	0	0	0	7
Wales	0	4	0	3	0	0	5	4	0	0	1	2	0	0	5	24
UK Regions with this line	4	7	4	6	6	5	4	6	5	4	6	4	4	4	4	

	Gerald	Patrick	Rufus	Sambo	Total Boars / Region	Breeders / Region
Anglia	5	6	7	9	27	23
Central	8	8	4	8	28	37
North	0	1	2	8	11	14
South	9	3	6	7	26	26
South West	3	1	2	4	10	22
N. Ireland	1	2	3	0	6	5
Scotland	8	1	1	0	10	4
Wales	1	1	2	1	5	10
UK Regions with this line	7	8	8	6		

reg_no	name	DOB	tag_no	In breeding
BSM/484	Kilcot Rufus 4	07/01/2002	BSM/484	0.0507
EXE/30	Greenan Sambo	01/12/2000	EXE/30	0.0589
R001153GS	Alsa Gerald 451	01/01/2005	KCE/451	0.0176
R001685GS	Greenan Rufus 4	20/05/2004	EXE/160	0.0461
R003320GS	Windmill Patrick 6	25/01/2007	HCR/1348	0.0254
R004202GS	Deerpark Patrick 2	31/10/2007	ROA/2	0.0244
R009570GS	Donagheragh Sambo 13	15/02/2014	KBB/13	0.0415
R009840GS	Pebblesford Gerald 722	05/07/2014	LHC/722	0.0114
SSG/80	Whinneyhill Sambo 3	06/02/2003	SSG/80	0.0381
R010731GS	Winterwood Patrick 16	16/01/2017	SJA/1491	0.0142
Average inbreeding in the Genebank				0.0328

Mean Inbreeding for the UK Gloucestershire Old Spots Population: 0.0470